



APOLLO REAL ASSETS

# An Alternative Source for Income

Apollo Diversified Real Estate Fund

## AN ALTERNATIVE SOURCE FOR INCOME

### An Alternative Source for Income

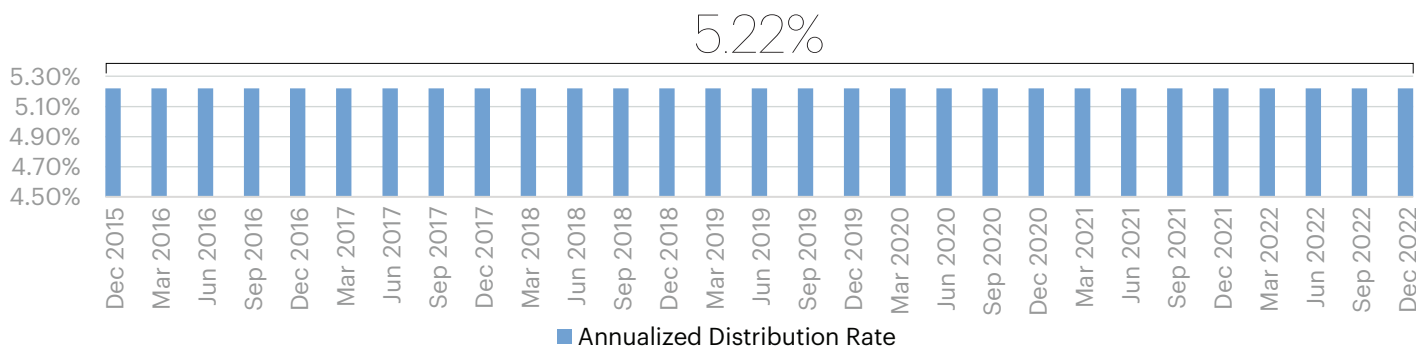
Apollo Diversified Real Estate Fund (the “Fund”)<sup>1</sup> is a real estate solution that seeks to provide investors with stable, durable income and a degree of inflation protection through strategic investment in an actively managed combination of private and public real estate securities. The Fund offers enhanced diversification by manager, sector, geography, tenant, or position in the capital stack.

The Fund’s multi-manager structure, through which the Fund’s private real estate security strategy is executed, consists of more than 30 institutional real estate managers, providing exposure to over 3,900 properties with a gross asset value of approximately \$296.24 billion.<sup>2</sup> The multi-manager structure allows the Fund to tactically reposition its private real estate portfolio to take advantage of evolving views on sectors or

markets without the friction (expense) associated with buying and selling assets (buildings) directly. The Fund’s ability to take advantage of opportunities across both private and public real estate markets may provide for additional sources of returns when compared to real estate strategies pursuing direct investment into property or those with more limited opportunity sets. Investors may benefit from:

- **Stable, Tax-Efficient, Durable Income:** As of December 31, 2022, the Fund has paid a 5.22% annualized distribution rate for 29 consecutive quarters.
- **Consistent Positive Performance:** As of December 31, 2022, the Fund has produced positive returns in 30 out of 34 quarters.

### Apollo Diversified Real Estate Fund: Quarterly Distributions as of December 31, 2022



**Past performance is not indicative of future results. Diversification does not ensure against loss.** Fund inception June 30, 2014. As of 12/31/22, the Fund’s load-waived Class A shares had an annualized since inception return of 6.75%, an annualized five-year return of 6.26%, and a one-year return of -0.04%. The Fund’s distribution policy is to make quarterly distributions to shareholders. Shareholders should not assume that the source of a distribution from the Fund is net profit. A portion of the Fund’s distributions includes return of capital. Please refer to the Fund’s most recent Section 19(a) notice for an estimate of the composition of the Fund’s most recent distribution, available at [www.apollo.com](http://www.apollo.com), and the Fund’s semi-annual or annual reports filed with the U.S. Securities and Exchange Commission (the “SEC”) for additional information regarding the composition of distributions. The Fund’s distributions may be affected by numerous factors, including but not limited to changes in Fund expenses, investment performance, realized and projected market returns, fluctuations in market interest rates, and other factors. There is no assurance that the Fund’s distribution rate will be sustainable in the future nor are distributions guaranteed. The determination of the tax attributes of the Fund’s distributions is made annually at the end of the calendar year, and a determination made on an interim basis may not be representative of the actual tax attributes of the Fund’s distributions for a full year. The actual tax characteristics of distributions to shareholders are reported to shareholders annually on Form 1099-DIV. For the 12 months ended December 31, 2022, approximately 72% of the Fund’s distributions were funded through return of capital, approximately 24% through ordinary income, and approximately 4% through long-term capital gains. Shareholders should note that return of capital will reduce the tax basis of their shares and potentially increase the taxable gain, if any, upon disposition of their shares. There are limitations when comparing the Apollo Diversified Real Estate Fund to indices. Many open-end funds which track these indices offer daily liquidity, while closed-end interval funds offer liquidity on a periodic basis. Deteriorating general market conditions will reduce the value of stock securities. Fixed income risks include interest-rate and credit risk, bond values fluctuate in price so the value of your investment can go down depending on market conditions. Real estate securities and debt obligations may decline because of adverse developments affecting the real estate industry and real property values.

1. Effective May 2, 2022, Griffin Institutional Access® Real Estate Fund was renamed Apollo Diversified Real Estate Fund.
2. Metrics express the Fund’s portfolio allocated to private funds in which the underlying holdings of such private funds generally consist of real estate-related interests that are not publicly traded as of January 3, 2023. Underlying data and statistics of the Fund’s private real estate exposure generally as of September 30, 2022, however, in limited circumstances, data for certain private funds is as of the most recent quarter end. Holdings are subject to change without notice.

## AN ALTERNATIVE SOURCE FOR INCOME

### Illustrative Example of Return of Capital

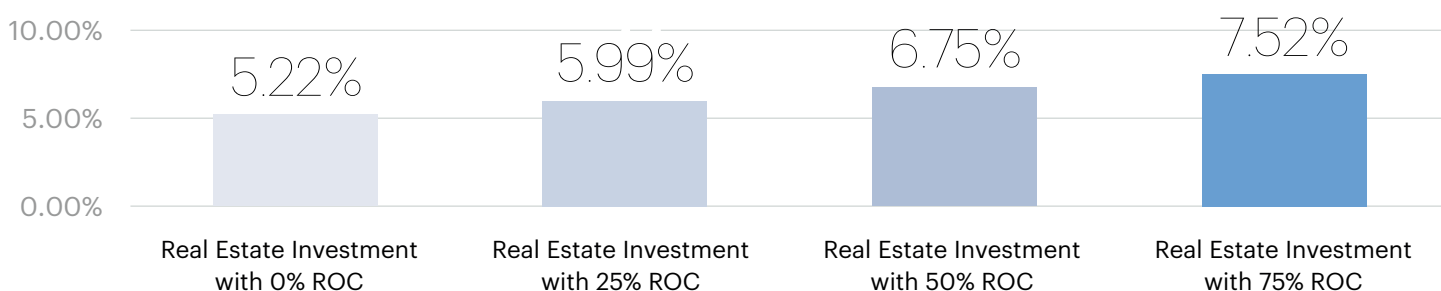
The composition of distributions from real estate investments generally includes a portion of return of capital (ROC) which may serve to reduce the taxable portion of distributions.

The illustrative example below demonstrates the potential tax benefits derived from distributions with varying levels of ROC.<sup>3</sup>

### Hypothetical \$100,000 Investment<sup>4</sup>

	ANNUAL DISTRIBUTION RATE	ANNUAL DISTRIBUTION <sup>5</sup>	TAX BASIS	AFTER-TAX DISTRIBUTION	AFTER-TAX DISTRIBUTION RATE	EFFECTIVE TAX RATE	TAX-EQUIVALENT DISTRIBUTION RATE
Real Estate Investment with 0% ROC	5.22%	\$5,220	\$5,220	\$3,289	3.29%	37.00%	5.22%
Real Estate Investment with 25% ROC	5.22%	\$5,220	\$3,915	\$3,771	3.77%	27.75%	5.99%
Real Estate Investment with 50% ROC	5.22%	\$5,220	\$2,610	\$4,254	4.25%	18.50%	6.75%
Real Estate Investment with 75% ROC	5.22%	\$5,220	\$1,305	\$4,737	4.74%	9.25%	7.52%

### Hypothetical Annual Tax-Equivalent Distribution Rate






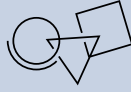

**Past performance is not indicative of future results. Source: Apollo Analysts. For discussion purposes only. This example is for illustrative purposes only. Apollo Global Management, Inc. and its affiliates do not provide tax, legal or accounting advice. This material has been prepared for informational purposes only, and is not intended to provide, and should not be relied on for, tax, legal or accounting advice. You should consult your own tax, legal and accounting advisors before engaging in any transaction.**

- Return of capital is a tax concept. The return of capital component included in a distribution is not considered income for tax purposes and therefore not subject to current tax. Such distributions reduce an investors tax basis in the year the distribution is received and defers taxes until the year of sale.
- The illustrative example assumes a \$100,000 investment, a distribution comprised of only ROC and ordinary income, and a maximum ordinary tax bracket of 37%. It does not include state taxes. Investors could be subject to state income tax in their state of residence which would lower the after-tax yield received by the investor. Tax Basis is equal to Annual Distribution less ROC. Multiplying the Tax Basis by the maximum ordinary tax bracket of 37% results in the tax payable. The After-Tax Distribution is equal to the Annual Distribution less tax payable and the After-Tax Distribution Rate is equal to the After-Tax Distribution divided by the \$100,000. The Effective Tax Rate is equal to the tax payable divided by the Annual Distribution. Tax-Equivalent Distribution Rate is equal to the After-Tax Distribution Rate divided by 63% (1-37% tax rate). This example does not contemplate Section 199A income which benefits from the 2017 Tax Cuts and Jobs Act, which, among other things, allows non-corporate taxpayers to deduct up to 20% of qualified real estate investment trust (REIT) dividends. If this example did contemplate Section 199A income, the distribution would be more tax efficient, reducing the Tax Basis and increasing the After-Tax Distribution.
- Return of capital included in distribution.

## AN ALTERNATIVE SOURCE FOR INCOME

### Why Real Estate?

Investors seeking to identify an alternative source of income generation may find the Fund provides an attractive solution for enhanced, stable and tax-efficient income, including:

				
<b>Total Return</b>	<b>Durable Income</b>	<b>Tax Efficiency</b>	<b>Diversification</b>	<b>Inflation Hedge</b>
U.S. commercial real estate has been used for generations as a wealth accumulation tool due to its historically attractive return profile.	Commercial real estate benefits from contractual revenue, resulting in durable income returns that have outpaced stock and bond yields over the past 20 years. <sup>6</sup>	It's not what you earn, but what you keep that matters. Investors should consider exploring the potential tax efficiencies provided by an investment in commercial real estate.	Commercial real estate may provide diversification within a mixed-asset portfolio and potentially improve risk-adjusted returns.	Real estate has historically been an effective hedge against inflation and has performed well in inflationary environments. <sup>7</sup>

**Past performance is not indicative of future results. Diversification does not ensure against loss.** Apollo Global Management, Inc. and its affiliates do not provide tax, legal or accounting advice. This material has been prepared for informational purposes only, and is not intended to provide, and should not be relied on for, tax, legal or accounting advice. You should consult your own tax, legal and accounting advisors before engaging in any transaction.

6. Source: Apollo Analysts. For discussion purposes only. Based on data from National Council of Real Estate Fiduciaries (NCREIF) Property Index (NPI), and Morningstar Direct.

7. Source: PREA Quarterly, Spring 2018.

## Glossary

**Annualized Return:** Calculated by annualizing cumulative return (i.e., adjusting it for a period of one year). Annualized return includes capital appreciation and assumes a reinvestment of dividends and distributions.

**Capital Stack:** Refers to the legal organization of the total capital invested in an issuer.

**Cumulative Return:** The compound return of an investment. It includes capital appreciation and assumes a reinvestment of dividends and distributions.

**Return of Capital (ROC):** A payment received from an investment that is not considered a taxable event and is not taxed as income.

## AN ALTERNATIVE SOURCE FOR INCOME

### RISK FACTORS AND OTHER IMPORTANT INFORMATION

***This material is neither an offer to sell nor a solicitation to purchase any security. Investors should carefully consider the investment objectives, risks, charges and expenses of Apollo Diversified Real Estate Fund (the "Fund"). This information and other important details about the Fund are contained in the prospectus, which can be obtained by visiting [www.apollo.com](http://www.apollo.com). Please read the prospectus carefully before investing.***

**Past performance is not indicative of future results. Investment return and the principal value of an investment will fluctuate. Shares may be worth more or less than original cost when redeemed. Investing involves risk, including loss of principal.** Performance includes reinvestment of distributions and reflects management fees and other expenses. The Fund return does not reflect the deduction of all fees, including any applicable Fund share class sales load, third-party brokerage commissions or third-party investment advisory fees paid by investors to a financial intermediary for brokerage services. If the deduction of such fees was reflected, the performance would be lower. Returns shown do not reflect the deduction of taxes that a shareholder would pay on Fund distributions or the redemption of Fund shares. Investing in the Fund involves risks, including the risk that you may receive little or no return on your investment or that you may lose part or all of your investment. The ability of the Fund to achieve its investment objective depends, in part, on the ability of the Adviser to effectively allocate the assets of the Fund among the various securities and investments in which the Fund invests. There can be no assurance that the actual allocations will be effective in achieving the Fund's investment objective or delivering positive returns. Current performance may be lower or higher than the performance quoted. The most recent performance is available at [www.apollo.com](http://www.apollo.com) or by calling 888.926.2688.

The Fund is a closed-end interval fund, the shares have no history of public trading, nor is it intended that the shares will be listed on a public exchange at this time. No secondary market is expected to develop for the Fund's shares. Limited liquidity is provided to shareholders only through the Fund's quarterly repurchase offers for no less than 5% and no more than 25% of the Fund's shares outstanding at net asset value. There is no guarantee that an investor will be able to sell all the shares that the investor desires to sell in the repurchase offer. The investment return and principal value of an investment will fluctuate so that an investor's shares, when redeemed, may be worth more or less than the original cost. Due to these restrictions, an investor should consider an investment in the Fund to be of limited liquidity. The Fund is suitable only for investors who can bear the risks associated with the limited liquidity of the Fund and should be viewed as a long-term investment. Investing in the Fund is speculative and involves a high degree of risk, including the risks associated with leverage and the risk of a substantial loss of investment. There is no guarantee that the investment strategies will work under all market conditions. You should carefully consider which class of shares to purchase.

The Fund's distribution policy is to make quarterly distributions to shareholders. Shareholders should not assume that the source of a distribution from the Fund is net profit. A portion of the Fund's distributions includes return of capital. Please refer to the Fund's most recent Section 19(a) notice for an estimate of the composition of the Fund's most recent distribution, available at [www.apollo.com](http://www.apollo.com), and the Fund's semi-annual or annual reports filed with the U.S. Securities and Exchange Commission (the "SEC") for additional information regarding the composition of distributions. The Fund's distributions may be affected by numerous factors, including but not limited to changes in Fund expenses, investment performance, realized and projected market returns, fluctuations in market interest rates, and other factors. There is no assurance that the Fund's distribution rate will be sustainable in the future nor are distributions guaranteed.

Investors in the Fund should understand that the net asset value ("NAV") of the Fund will fluctuate, which may result in a loss of the principal amount invested. The Fund's investments may be negatively affected by the broad investment environment and capital markets in which the Fund invests, including the real estate market, the debt market and/or the equity securities market. The value of the Fund's investments will increase or decrease based on changes in the prices of the investments it holds. This will cause the value of the Fund's shares to increase or decrease. The Fund is "diversified" under the Investment Company Act of 1940. Diversification does not eliminate the risk of experiencing investment losses. Holdings are subject to change without notice. The Fund is not intended to be a complete investment program.

The Fund will not invest in real estate directly, but, because the Fund will concentrate its investments in securities of REITs and other real estate industry issuers, its portfolio will be significantly impacted by the performance of the real estate market and may experience more volatility and be exposed to greater risk than a more diversified portfolio. The value of companies engaged in the real estate industry is affected by: (i) changes in general economic and market conditions; (ii) changes in the value of real estate properties; (iii) risks related to local economic conditions, overbuilding and increased competition; (iv) increases in property taxes and operating expenses; (v) changes in zoning laws; (vi) casualty and condemnation losses; (vii) variations in rental income, neighborhood values or the appeal of property to tenants; (viii) the availability of financing and (ix) changes in interest rates and leverage. The value of securities of companies in the real estate industry may go through cycles of relative underperformance and outperformance in comparison to equity securities markets in general. By investing in the Fund, a shareholder will not be deemed to be an investor in any underlying fund and will not have the ability to exercise any rights attributable to an investor in any such underlying fund related to their investment. The Fund's investment in Private Investment Funds will require it to bear a pro rata share of the vehicles' expenses, including management and performance fees. Also, once an investment is made in a Private Investment Fund, neither the Adviser nor any Sub-Adviser will be able to exercise control over investment decisions made by the Private Investment Fund. The Fund may invest in securities of other investment companies, including ETFs. The Fund will indirectly bear its proportionate share of any management fees and other expenses paid by investment companies in which it invests, in addition to the management fees (and other expenses) paid by the Fund.

The Fund is advised by Apollo Real Estate Fund Adviser, LLC ("AREFA"). AREFA is registered as an investment adviser with the SEC pursuant to the provisions of the 1940 Act, as amended. AREFA is an indirect majority-owned subsidiary of Apollo Global Management, Inc. The Fund's private real estate funds allocation is sub-advised by Aon Investments USA Inc. ("Aon"), an Aon Company. Aon is registered as an investment adviser with the SEC pursuant to the provisions of the 1940 Act. The Fund's public real estate securities allocation is sub-advised by CenterSquare Investment Management LLC ("CenterSquare"). CenterSquare is an investment adviser registered with the SEC pursuant to the provisions of the 1940 Act. Registration with the SEC does not constitute an endorsement by the SEC nor does it imply a certain level of skill or training.

This material may not be distributed, transmitted or otherwise communicated to others, in whole or in part, without the express written consent of Apollo Global Management, Inc. (together with its subsidiaries, "Apollo").

## AN ALTERNATIVE SOURCE FOR INCOME

This material has been distributed for informational purposes only and should not be considered as investment advice or a recommendation of any particular security, strategy or investment product or be relied upon for any other purpose. The views expressed represent an assessment of market conditions at a specific point in time, are opinions only and should not be relied upon as investment advice regarding a particular investment or markets in general. Such information does not constitute a recommendation to buy or sell specific securities or investment vehicles. It should not be assumed that any investment will be profitable or will equal the performance of the fund(s) or any securities or any sectors mentioned herein. Information contained herein has been obtained from sources deemed to be reliable, but not guaranteed. Apollo Global Management and its affiliates do not provide tax, legal or accounting advice. This material is not intended to provide, and should not be relied on for, tax, legal or accounting advice. You should consult your own tax, legal and accounting advisors before engaging in any transaction. This material represents views as of the date of this presentation and is subject to change without notice of any kind.

Property depicted on the cover: Inland Empire West Small Bay Portfolio, TA Realty Logistics Fund, Fontana, CA. An investment in Apollo Diversified Real Estate Fund (the "Fund") is not a direct investment in real estate and the Fund does not own the property listed. The property listed is a representative sample of properties owned by the underlying private investment funds in which the Fund is invested at the time of compilation. Holdings are subject to change without notice.

<b>Not a deposit</b>	<b>May lose value</b>	<b>No bank guarantee</b>
<b>Not insured by the FDIC, NCUA or any other government agency</b>		

Apollo Global Securities, LLC ("AGS") and Griffin Capital Securities, LLC ("GCS"), Members of FINRA and SIPC, are subsidiaries of Apollo Global Management, Inc. AGS conducts Apollo's capital markets business and certain of its fund marketing and distribution and GCS is a wholesale marketing agent for Apollo sponsored products. ALPS Distributors, Inc. (1290 Broadway, Suite 1000, Denver, CO 80203, Member FINRA) is the distributor of Apollo Diversified Real Estate Fund. Apollo Global Management, Inc. and ALPS Distributors, Inc. are not affiliated.

© 2023 Apollo Diversified Real Estate Fund. All rights reserved.